

7/16/2015 CitizenDetroit Dinner & Dialogue: Out of Bankruptcy... Now the real work begins!

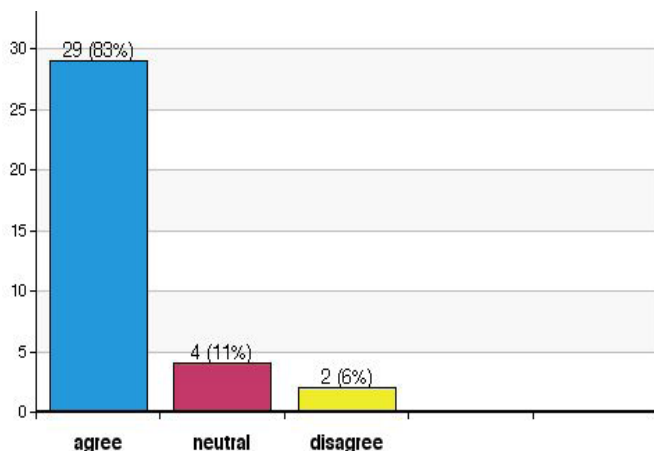


Presenters: Dr. Irv Reid, Sheila Cockrel, Bettie Buss, Graham Davis

Facilitators: Ingrid White, Janet Anderson, Penny Bailer, Benjamin Bowman, Cynthia Cockrel, Jesse Cockrel, Kathy Harrison, Kimberly James, Jackie Jones Love, Sonya Mays, Lawrence Robinson

of RSVPs: 123
of Actual Attendees: 79 (64%)
of Staff & Volunteers: 19

Q9: I feel more informed about Detroit's future after the presentation & skit. (n=35)



Narrator: Sheila Cockrel

Actors: Brian Dickerson, Nancy Kaffer

Logistics: Pam William, Sabrina Stennis-Jefferson, Stephanie Bugdalski

Evaluator: Sandra Stahl

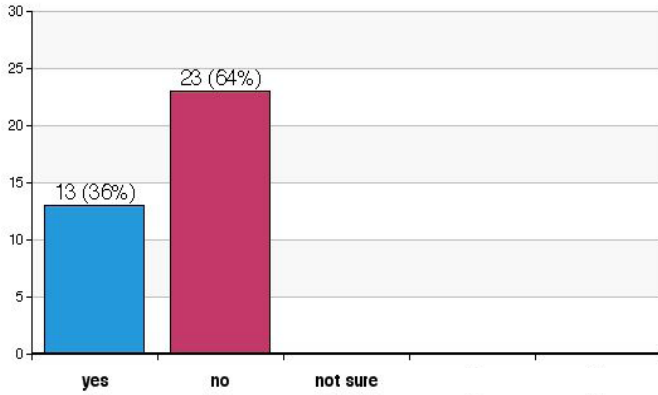
Location: Cathedral Church of St. Paul

Report Card Results - Top 8:

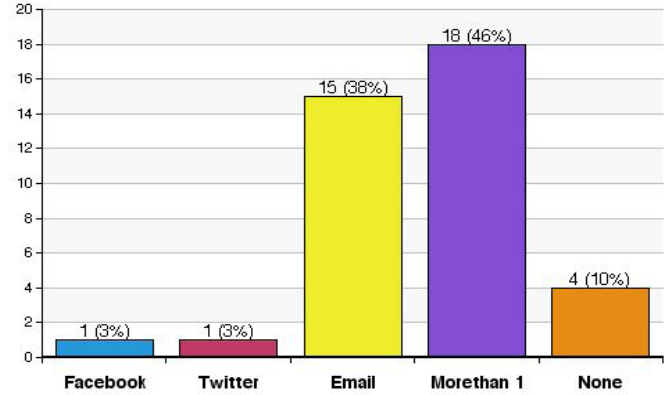
Rank	Item	Votes
1	Number of buses on time and on schedule	30
2	Avg Police response time	29
3	Resident employment rate	28
4	Violent crime rate	26
5	Average EMS response time for all calls	24
6	Number of street lights operating	22
7	Blighted homes removed	22
8	Poverty rate in the city	21

Pre- and Post- Event Clicker Survey Responses

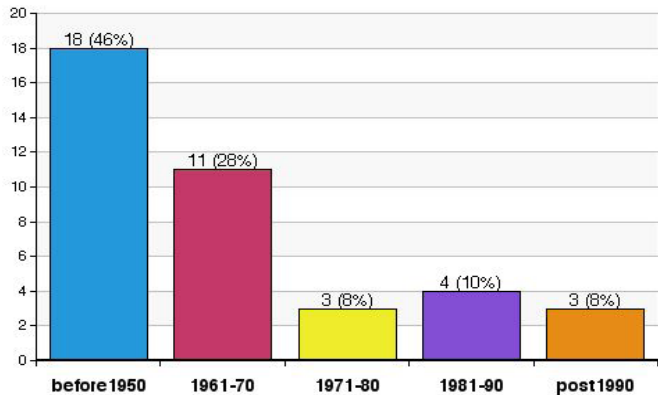
Question 1: I have participated in a Citizen Detroit event before. (n=36)



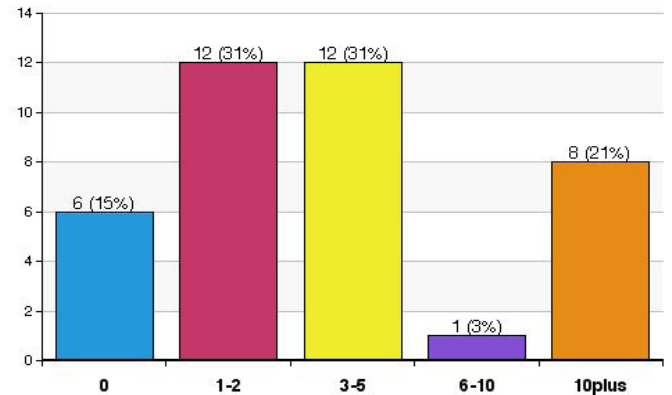
Question 2: I regularly use the following social media... (n=39)



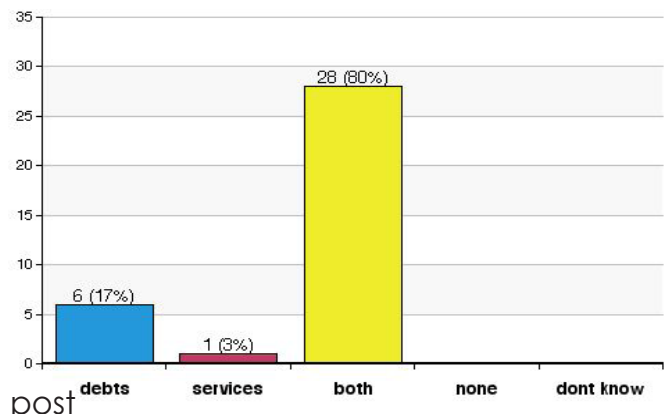
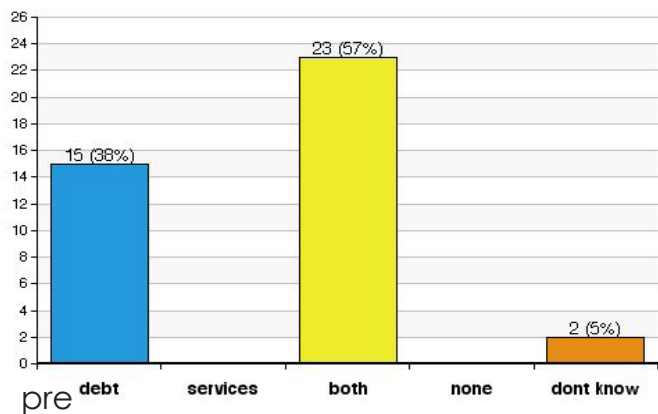
Question 3: What decade were you born? (n=39)



Question 4: How many people typically ask you for voting advice? (n=39)

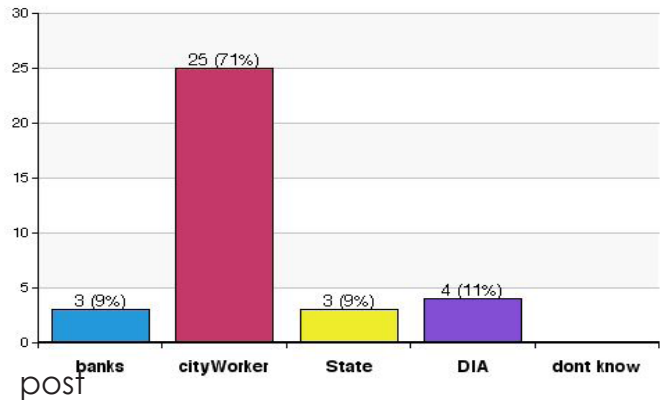
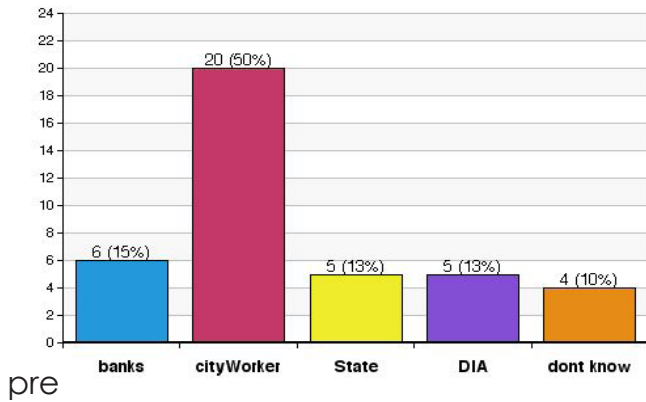


Question 5: What were Judge Rhodes' goals for the bankruptcy? (n1=40, n2=35)

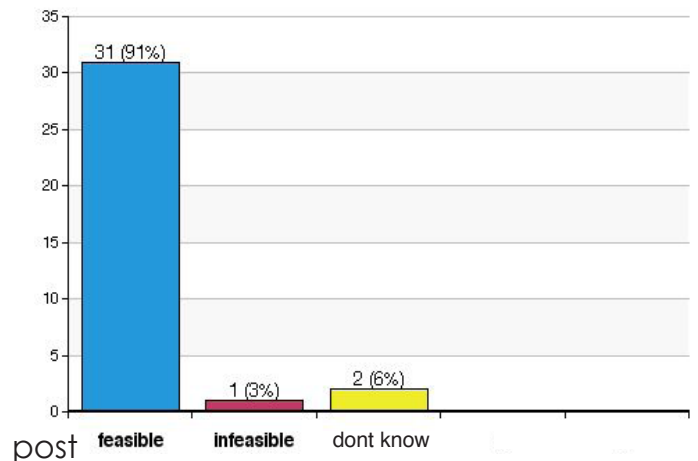
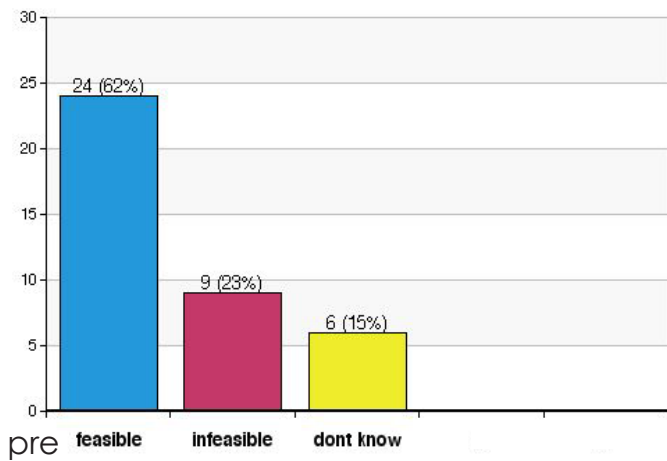


Pre- and Post- Event Clicker Survey Responses

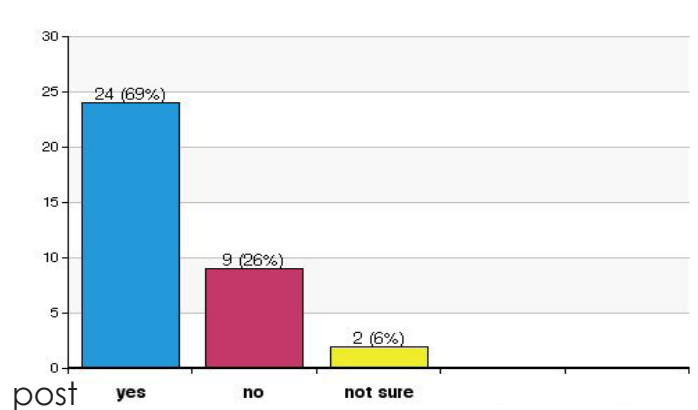
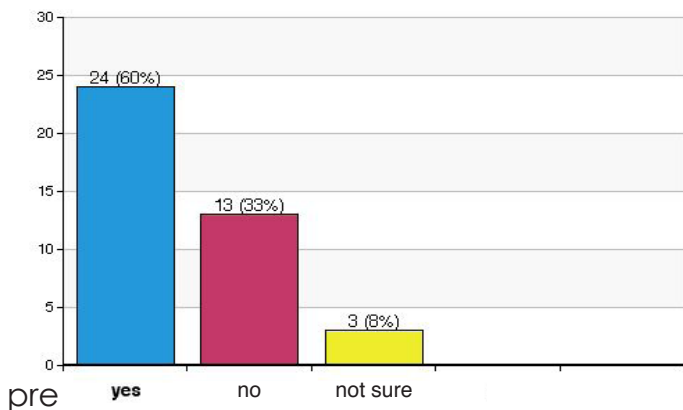
Question 6: Who contributed the largest dollar amount to reducing Detroit's debt? (n1=40, n2=32)



Question 7: The Judge's financial expert says that Detroit's plan to exit bankruptcy is...? (n1=39, n2=34)

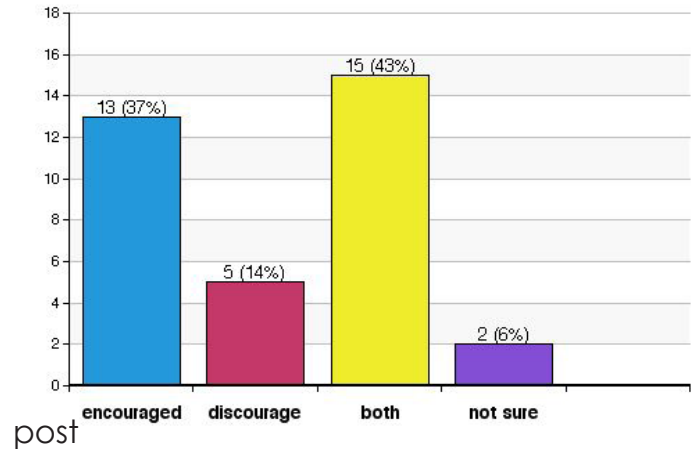
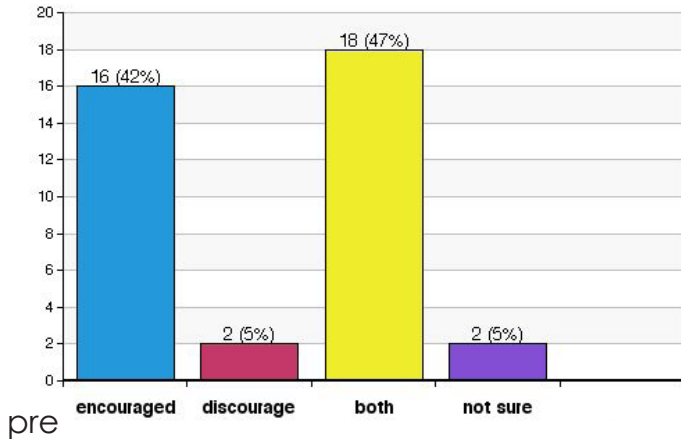


Question 8: Do you believe the bankruptcy was necessary? (n1=40, n2=35)



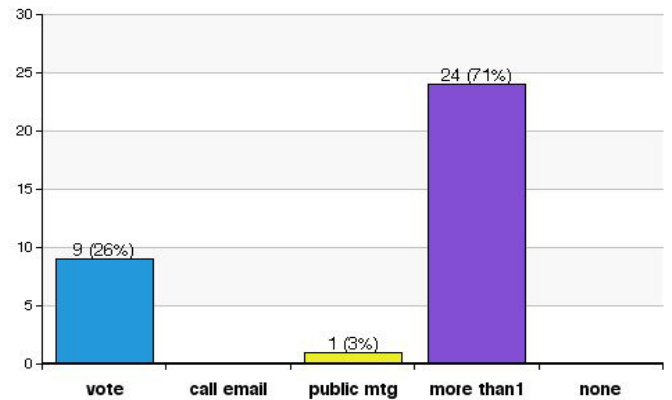
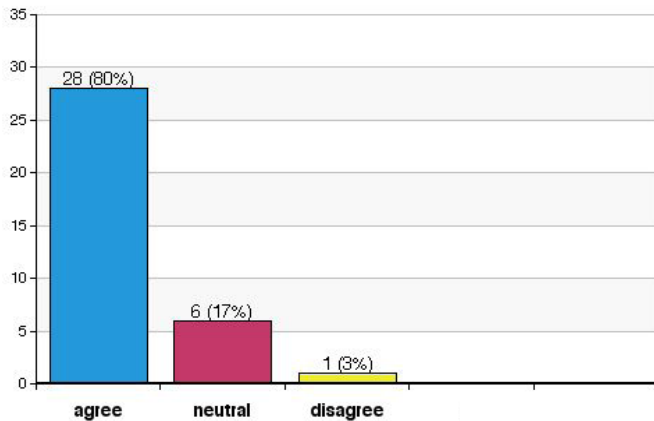
Pre- and Post- Event Clicker Survey Responses

Question 9: How do you feel about Detroit's future as we come out of bankruptcy? (n1=38, n2=35)



Question 11: The group exercise at my table helped me understand other people's points of view. (n=35)

Question 12: I am willing to help keep decision-makers accountable for financial decisions by... (n=34)



Question 13: I will recommend this event to others. (n=36)

Question 14: I will share what I learned today with others. (n=36)

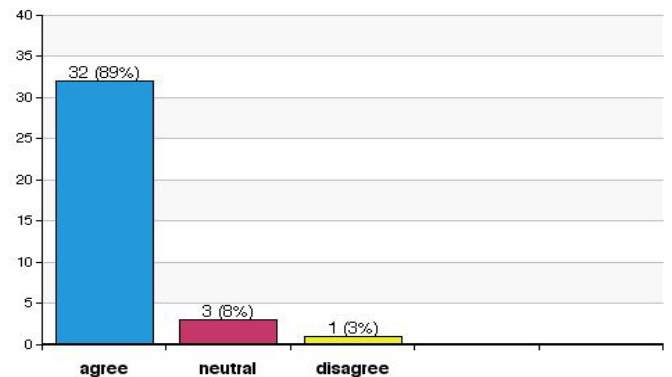
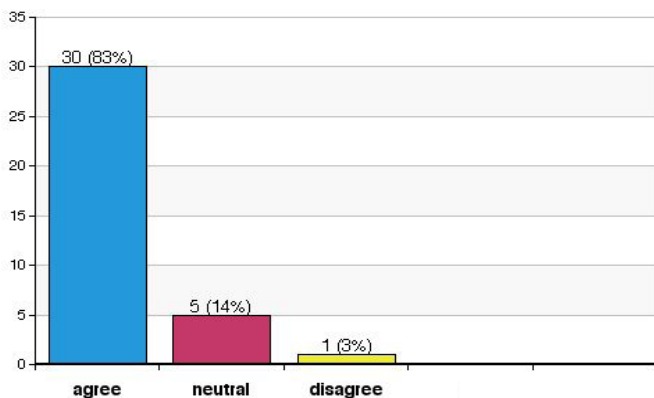


Table Exercise Results: Report Card

MEASUREMENTS	VOTES
Basic Services	
Percentage of trash pickup on time	13
# of potholes in city streets	16
# of LED streetlights installed	18
# of street lights operating	17
# of complaints to Ombudsperson	4
Number of water main breaks	6
City government capacity	
# of new computers for city workers	0
Total # of city government workers	1
# of training classes for city workers	7
# elected/appointed officials arrested	2
EMS	
Avg EMS response time for all calls	17
Avg priority response time	7
Avg number of EMS ambulances in service	4
Finance	
Size of surplus or deficit	5
Timeliness, accuracy of the city's annual financial report (CAFR)	1
Dollar amount owed to City	13
Dollar amt of money owed by City	6
Unfunded retiree health insurance	4
Size of unfunded pension debt	5
City bond rating	5
Fire	
# of fires in residential structures	9
Avg fire response time	12
# of Fire Dept responses to alarms	7
Health and recreation	
# of free health clinics	10
# of parks & rec centers open	26
Infant mortality rate	11
# of visitors to the Detroit Zoo	1

MEASUREMENTS	VOTES
Job attraction	
Tax rates compared to other MI cities	9
Resident employment rate	21
# of conventions in the city	4
Poverty rate in the city	22
Population increase or decrease	9
Hotel occupancy rate	7
Neighborhoods & housing	
Home vacancy rate	15
Miles of streets repaved	9
# of vacant, abandoned buildings	30
# of homes sold at market rate	2
# of homes in foreclosure	10
Tons of illegal dumping removed	7
Blighted homes removed	22
Vacant homes posted w legal notices	2
Nuisance suits filed on home owners	4
Vacant home renovation owner agreements to repair houses	12
Police	
Avg police response time	28
# criminal police cases closed	6
Violent crime rate	29
# uniformed police not on desk assn	10
Police budget	5
# police narcotics raids	7
Public Transportation	
# of buses on time & on schedule	24
# of DDOT passengers	6
Other	
Varied*	5

Parking Lot responses

Business attraction
Black on black crime
Education
Job creation - for whom?
Critiques of bankruptcy
Clean up registered voter list
Car insurance

Blight policy - symptoms vs causes
Public health
Public subsidies to downtown businesses - are poor resident taxpayers subsidizing programs like Live Downtown?

Pluses & Wishes

PLUSES	COUNT
Interactive conversation, being able to express, meeting other residents of the city, intimacy of interaction	30
Reenactment tangible and accessible, skit, the explanation, overview methodology (HOW)	10
Understanding the bankruptcy, learning about city finance (WHAT)	5
Well-organized, well-supported by staff	4
Great facilitators, good listeners	3
General community setting, atmosphere & participation	1
Food	1
WISHES	COUNT
Add topics to the Report Card options (schools, insurance, etc.)	12
Invite City representatives (COUNCIL, MAYOR); want to hear their response	4
More advertising of event; use Twitter; Send followup email reminder	4

WISHES	COUNT
Followup to the recommendations. How does the report card inform CD work and recommendations	4
More discussion time	3
More clicker questions, more factual vs opinion	2
More engaging skit, presentation too fast/too much info	2
Clearer instructions for group activity; simplify scorecard by removing "lesser items"	1
Don't change anything	1
More clicker questions, more factual vs opinion	2

Attendee characteristics

How did you hear about the event?	#	# attend
Mailed invite	39	23
Word of mouth/friend	14	11
Email invite	8	4
Event flyer	7	4
Press Release	1	1
		6

7-16 Bankruptcy event debrief Attendee characteristics

PLUSES:

- Materials self-explanatory
- Loved clickers, stickers
- More sophisticated, engaged participants
- Having topic experts to help explain table
- Excited reporters lined up to present

CHANGES:

- More discussion time
 - After individual exercise, before stickers
- 35 min + 10 min timer to 45 min overall?
- Revise Worksheet
 - "How will we know?" as question prompt
 - summarize instructions into bullets
- Visuals not clear from back
- Judge and expert speak too fast, hard to hear in back
- Encourage introductions during dinner

Attendee characteristics

District 1	5	Facilitators	8
District 2	13	Presenters/ staff	11
District 3	4	Participants	79
District 4	7	Total	90
District 5	26	Male	24 (30%)
District 6	4	Female	55 (70%)
District 7	1	Walk-ins	13
Don't know/ blank	8	RSVPs	123

Organizations represented
Civic Alliance
Comerica Bank
11th precinct community group
Cornerstone Village
Detroit Department of Transportation
Detroit Historical Society
Don Bosco Hall
Evergreen/Lahser 7-8 mile Comm. Council
Far West Detroit Civic Assoc. Block Club
Finmoore Southfield block club
Greenwich Park Association 12th Precinct
Hillberry
Hispanic Lions Club of Southwest
Indian Village Association
Keep It Moving Inc. CEO
LPS0
Osborn Community (Ryan Area Location)
Police Commissioner, Detroit Police Department
"Rivertown Neighborhood Warriors on Wheels
Sherwood Forest Association
St. Paul Cathedral
The Town Partners
Vaughan Street Block Club
Villages CDC
Volunteer in the community
Wayne State University/Alumni
Yorkshire Woods Community Neighborhood Association.