

# 6/25/2015 CitizenDetroit Dinner & Dialogue: Out of Bankruptcy... Now the real work begins!



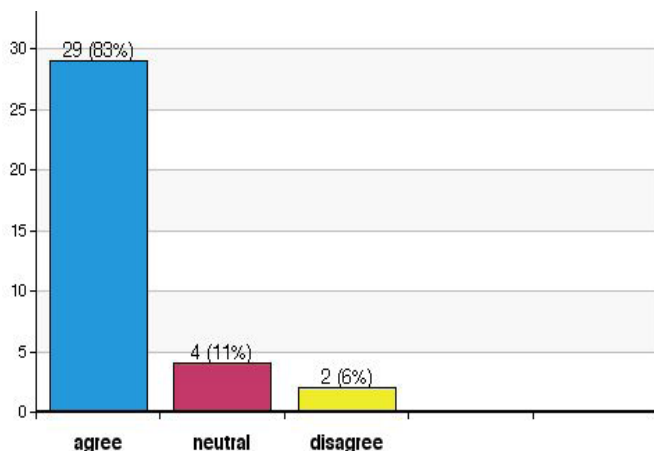
**Presenters:** Irv Reid, Sheila Cockrel, Bettie Buss, Graham Davis

**Facilitators:** Ingrid White, Cynthia & Jesse Cockrel, Penny Bailer, Geneva Williams, Jan Anderson (in training), Benjamin Bowman (in training), Dick Buss, Kimberly James, Mike Rafferty (in training) and Sandra Sumner (in training)

**# of RSVPs:** 71

**# of Actual Attendees:** 50 (70%)

Q9: I feel more informed about Detroit's future after the presentation & skit. (n=35)



**Narrator:** Sheila Cockrel

**Actors:** Lawrence Robinson, Nancy Kaffer

**Logistics:** Pam William, Sabrina Stennis-Jefferson, Stephanie Bugdalski

**Evaluator:** Sandra Stahl

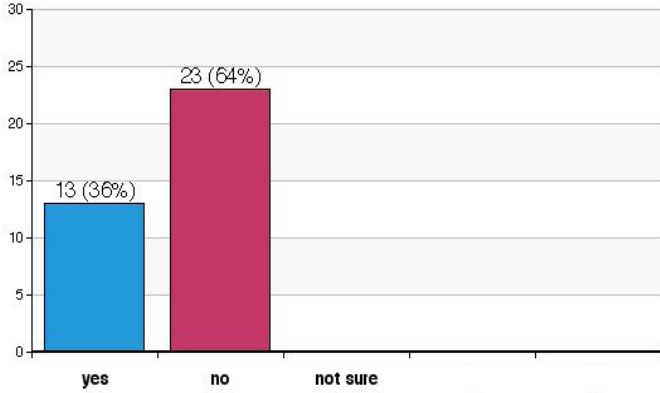
**Location:** Cathedral Church of St. Paul

## Report Card Results - Top 8:

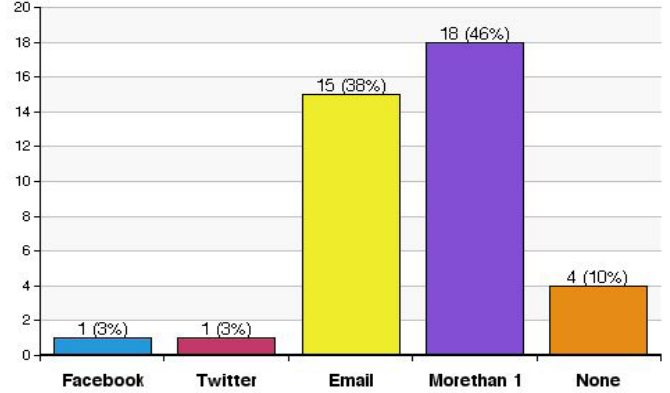
Rank	Item	Votes
1	Number of buses on time and on schedule	22
2	Avg Police response time	18
3	Resident employment rate	17
4	Violent crime rate	17
5	Average EMS response time for all calls	15
6	Number of street lights operating	14
7	Blighted homes removed	14
8	Poverty rate in the city	12

# Pre- and Post- Event Clicker Survey Responses

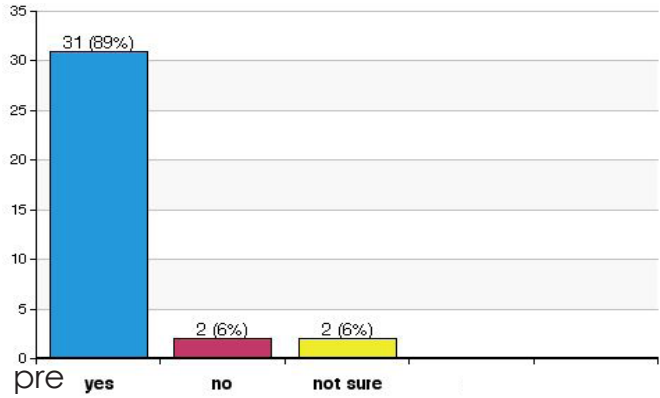
Question 1: I have participated in a Citizen Detroit event before. (n=36)



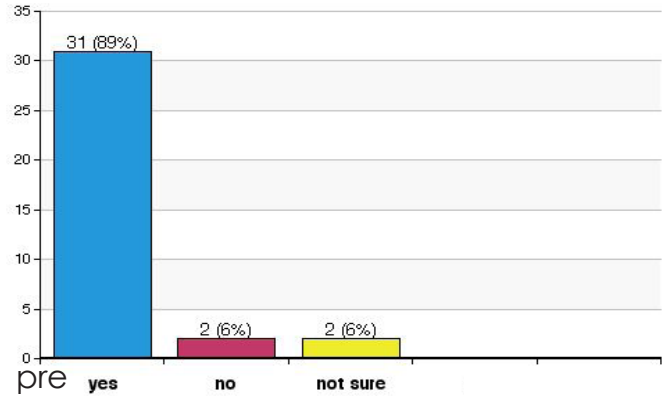
Question 2: I regularly use the following social media... (n=39)



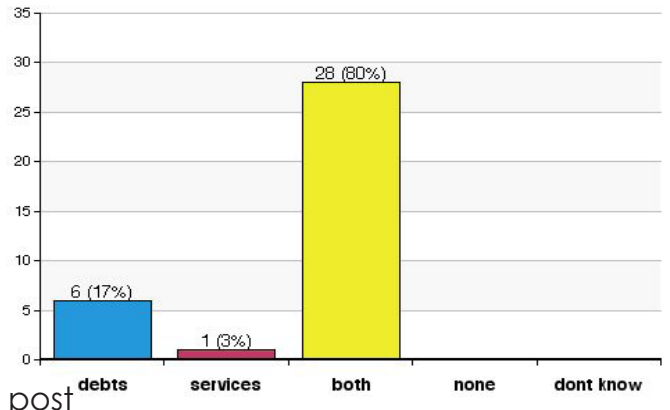
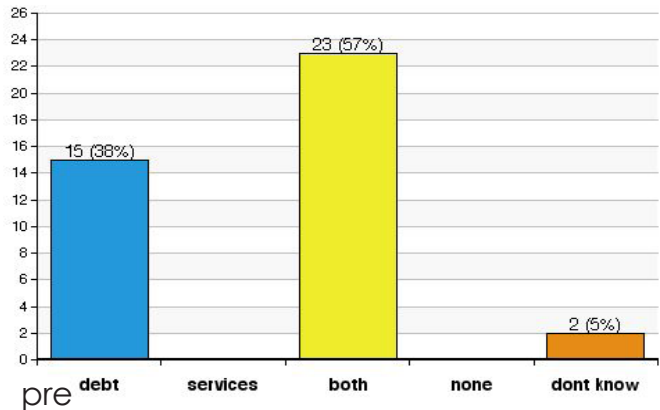
Question 3: What decade were you born? (n=35)



Question 4: Do you believe it's important to vote in primary elections? (n=35)

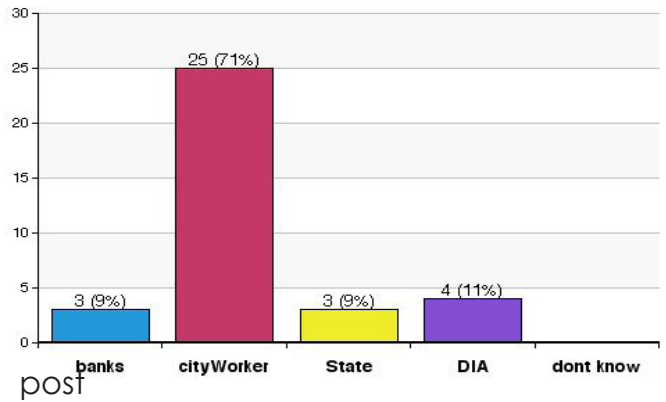
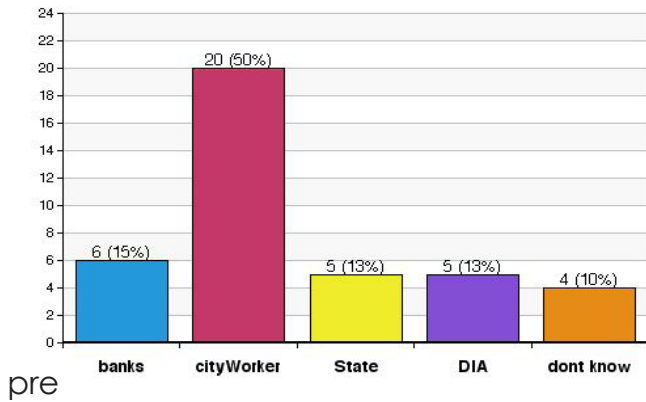


Question 5: What were Judge Rhodes' goals for the bankruptcy? (n1=40, n2=35)

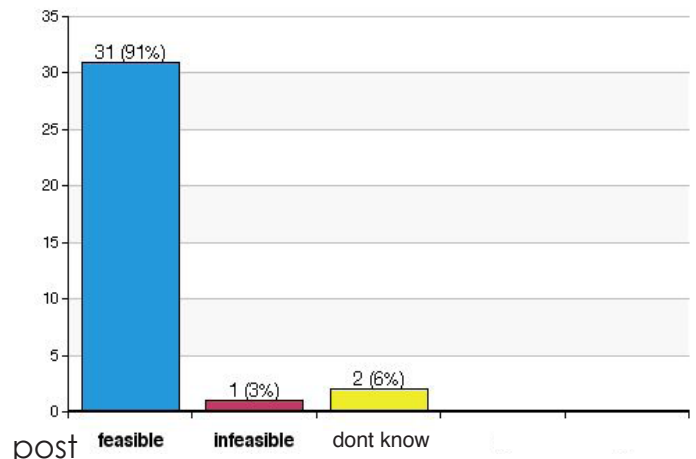
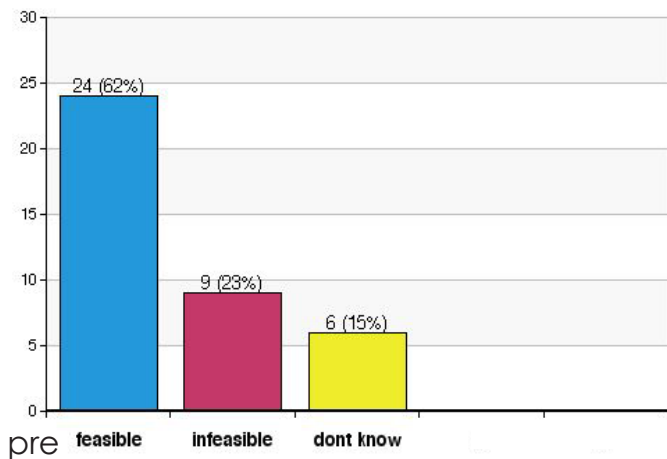


# Pre- and Post- Event Clicker Survey Responses

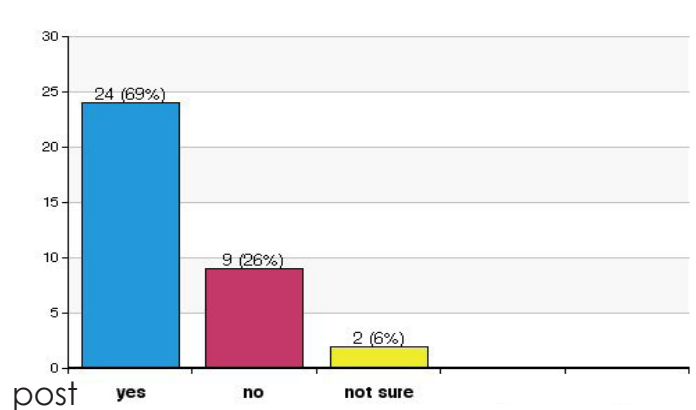
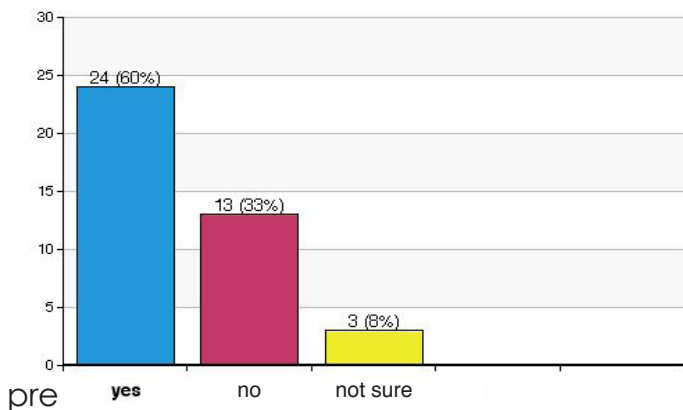
Question 6: Who contributed the largest dollar amount to reducing Detroit's debt? (n1=40, n2=35)



Question 7: The Judge's financial expert says that Detroit's plan to exit bankruptcy is...? (n1=39, n2=34)

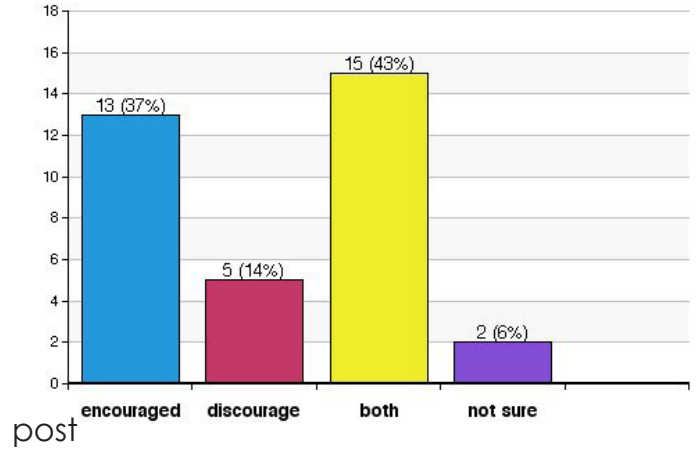
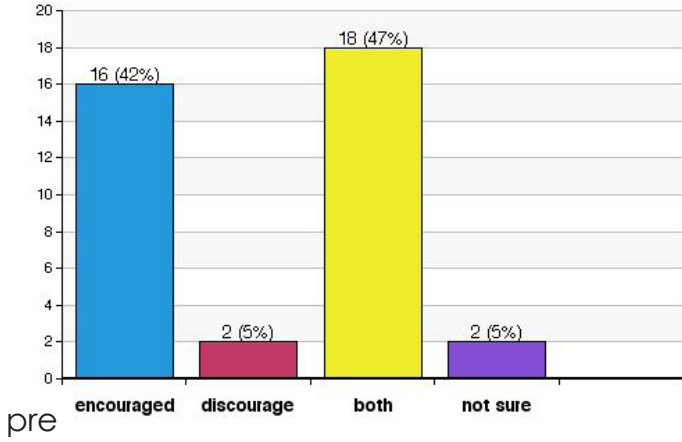


Question 8: Do you believe the bankruptcy was necessary? (n1=40, n2=35)



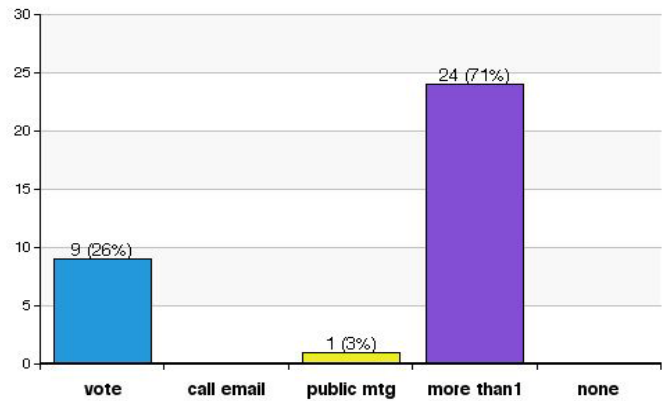
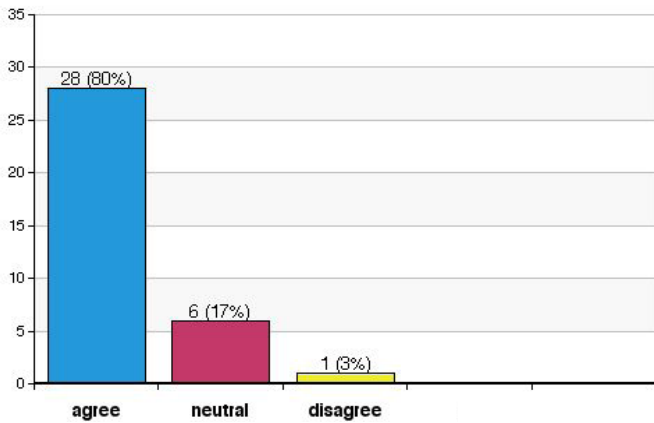
# Pre- and Post- Event Clicker Survey Responses

Question 9: How do you feel about Detroit's future as we come out of bankruptcy? (n1=38, n2=35)



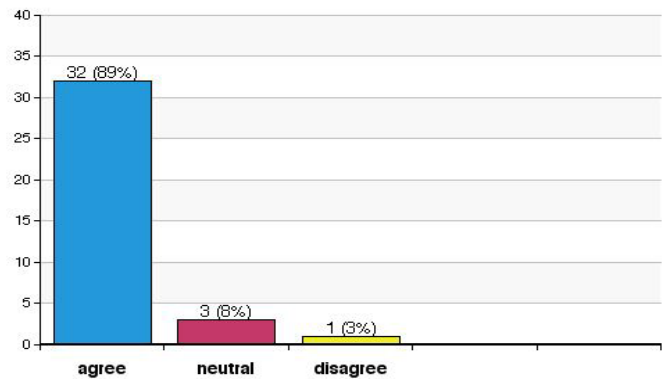
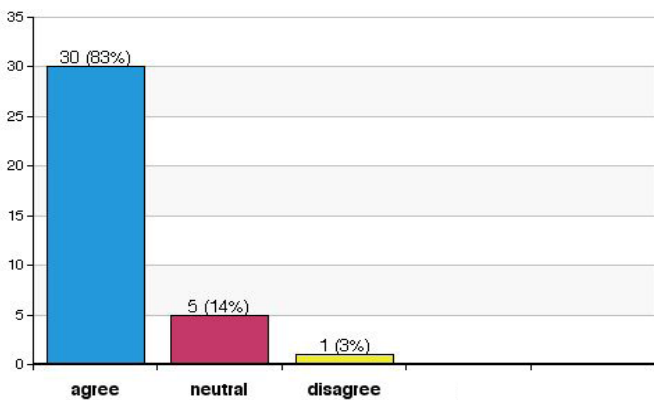
Question 11: The group exercise at my table helped me understand other people's points of view. (n=35)

Question 12: I am willing to help keep decision-makers accountable for financial decisions by... (n=34)



Question 13: I will recommend this event to others. (n=36)

Question 14: I will share what I learned today with others. (n=36)



# Table Exercise Results: Report Card

MEASUREMENTS	VOTES
<b>Basic Services</b>	
Percentage of trash pickup on time	8
# of potholes in city streets	11
# of LED streetlights installed	1
# of street lights operating	14
# of complaints to Ombudsperson	1
Number of water main breaks	2
<b>City government capacity</b>	
# of new computers for city workers	0
Total # of city government workers	0
# of training classes for city workers	4
# elected/appointed officials arrested	4
<b>EMS</b>	
Avg EMS response time for all calls	15
Avg priority response time	5
Avg number of EMS ambulances in service	1
<b>Finance</b>	
Size of surplus or deficit	9
Timeliness, accuracy of the city's annual financial report (CAFR)	2
Dollar amount owed to City	1
Dollar amt of money owed by City	4
Unfunded retiree health insurance	0
Size of unfunded pension debt	0
City bond rating	11
<b>Fire</b>	
# of fires in residential structures	4
Avg fire response time	10
# of Fire Dept responses to alarms	0
<b>Health and recreation</b>	
# of free health clinics	5
# of parks & rec centers open	11
Infant mortality rate	3
# of visitors to the Detroit Zoo	0

MEASUREMENTS	VOTES
<b>Job attraction</b>	
Tax rates compared to other MI cities	2
Resident employment rate	17
# of conventions in the city	0
Poverty rate in the city	12
Population increase or decrease	2
Hotel occupancy rate	0
<b>Neighborhoods &amp; housing</b>	
Home vacancy rate	3
Miles of streets repaved	3
# of vacant, abandoned buildings	10
# of homes sold at market rate	4
# of homes in foreclosure	4
Tons of illegal dumping removed	4
Blighted homes removed	14
Vacant homes posted w legal notices	0
Nuisance suits filed on home owners	1
Vacant home renovation owner agreements to repair houses	4
<b>Police</b>	
Avg police response time	18
# criminal police cases closed	2
Violent crime rate	17
# uniformed police not on desk assn	1
Police budget	1
# police narcotics raids	4
<b>Public Transportation</b>	
# of buses on time & on schedule	22
# of DDOT passengers	1
<b>Other</b>	
Varied*	6

## Parking Lot responses

Business attraction
Black on black crime
Education
Job creation - for whom?
Critiques of bankruptcy
Clean up registered voter list
Car insurance

Blight policy - symptoms vs causes
Public health
Public subsidies to downtown businesses - are poor resident taxpayers subsidizing programs like Live Downtown?

## Pluses & Wishes

PLUSES	COUNT
Table exercise, sharing opinions, diverse views, intimate and open discussion with neighbors, met new people	18
Great presentation, excellent and balanced dramatization, good information	10
Good information, data, handouts	2
Well organized, put together	3
Topic - progress to improve city as a whole, concern for citizen desires, informative	3
Clickers, real-time responses, immediate results	3
Food	2
Facility/location	2

WISHES	COUNT
More group discussion time	5
Clearer instructions on the exercise, objectives of exercise	4
Stronger facilitation of discussion, and exercise	2
More native youth involvement, more ethnicities, just more people	3 (1 each)
More information on other topics (business investment, violent crimes, enforcing city ordinances)	3
Start faster	1
Shorter overall event	1
Lack of critique of bankruptcy process	1
No focus on future plans, just scorecard	1
More time on lecture; peer discussions are hearsay not factual	1
Seconds on food, wine	1 each
Nothing	2

# Attendee characteristics

District 1	8	13	Facilitators	11
District 2	4	6	Presenters/ staff	10
District 3	0	1	Participants	29
District 4	2	4	Total	50
District 5	7	15	Male	24 (40%)
District 6	7	11	Female	16 (60%)
District 7	0	1	Walk-ins	2
Don't know/ blank	3	1	RSVPs	71

<b>How did you hear about the event?</b>	<b>#</b>	<b># attend</b>
Mailed invite	25	15
Word of mouth	4	2
Email invite	0	0
Press Release	0	0
WSU Events Calendar	0	0
Event flyer	1	1
WDET	0	0

<b>Organizations represented</b>
City of Detroit employee
City Planning Commission (Chair)
Don Bosco Hall
Election Commission
HFCC Community Leadership Program
Hubbard Farms
Good Neighbors
Grandshaft community
National Society of Leadership & Success
St. Paul Church
WSU Alum