

# 4/22/2015 CitizenDetroit Dinner & Dialogue: Out of Bankruptcy... Now the real work begins!



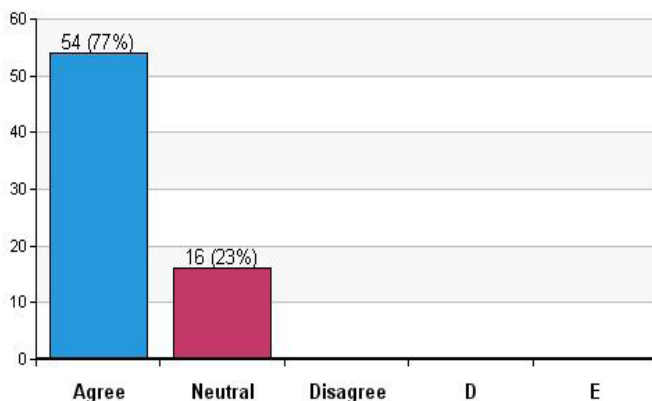
**Narrator:** Sheila Cockrel

**Facilitators:** Ingrid White, Debbie Pospiech, Cynthia & Jesse Cockrel, Allison Kriger, Ron Brown, Saundra Sumner, Kathy Harrison, Henderson Butler III, Kevin Murphy, Sonya Mays, Lawrence Robinson, Jackie Jones Love, Graham Davis, Penny Bailer

**# of RSVPs:** 182

**# of Actual Attendees:** 85 (46.7%)

Q9: I feel more informed about Detroit's future after the presentation & skit. (n=70)



**Presenter:** Bettie Buss

**Actors:** Stephen Henderson, Sandra Svoboda

**Logistics:** Pam William, Sabrina Stennis-Jefferson

**Evaluator:** Sandra Stahl

**Location:** International Institute

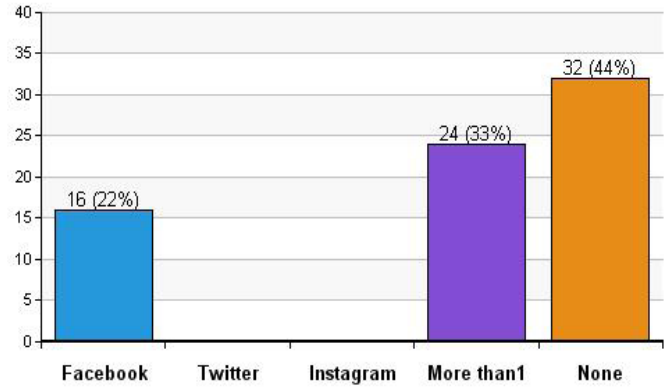
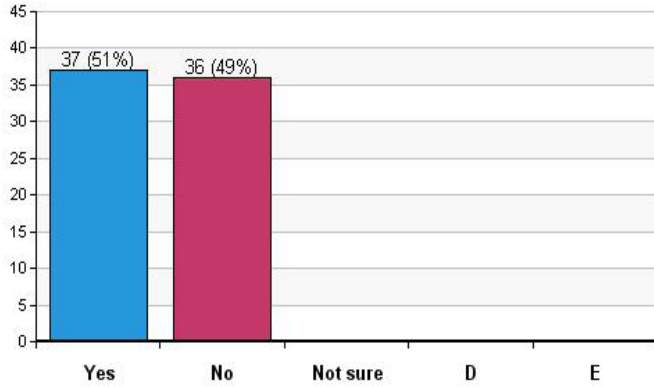
## Report Card Results - Top 10:

Rank	Item	Votes
1	Number of buses on time and on schedule	36
2	Avg Police response time	34
3	Number of Parks and Recreation centers open	26
4	Avg EMS response time, all calls	25
5	Number of streetlights operating	24
6	Resident employment rate	22
7	Avg Fire response time	19
8	Size of surplus or deficit	18
8	City bond rating	18
8	Number of vacant and abandoned buildings	18

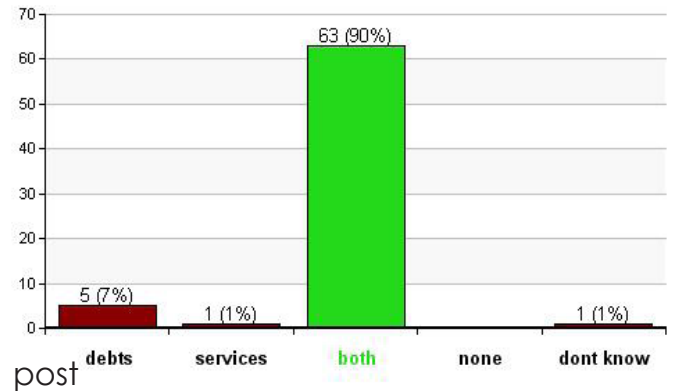
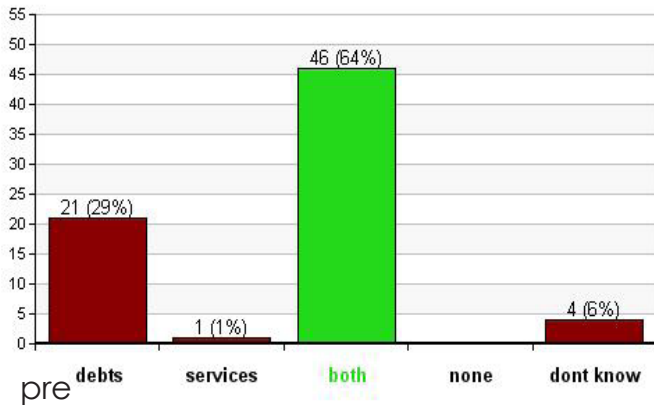
# Pre- and Post- Event Clicker Survey Responses

Question 1: I have participated in a Citizen Detroit event before. (n=73)

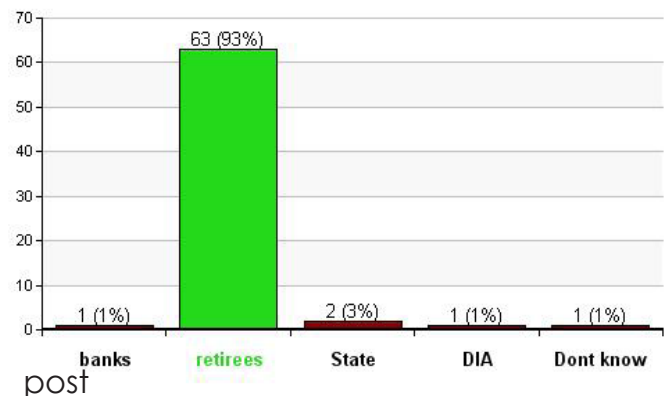
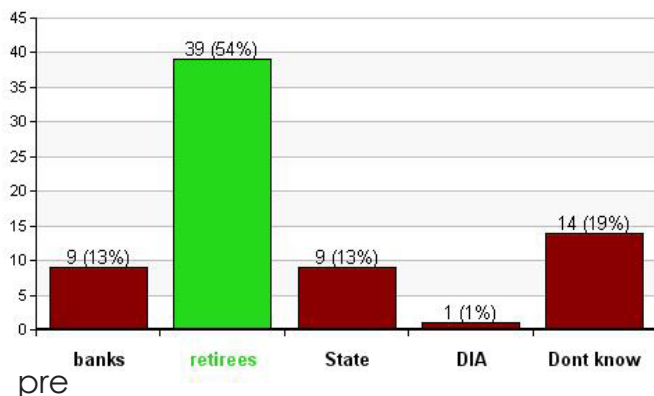
Question 2: I regularly use the following social media... (n=72)



Question 3: What were Judge Rhodes' goals for the bankruptcy? (n1=72, n2=70)

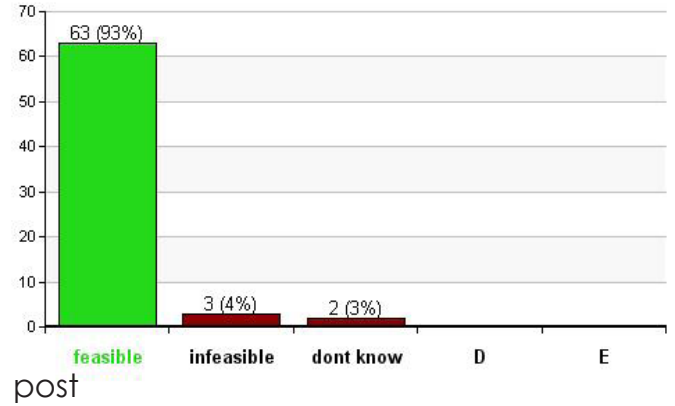
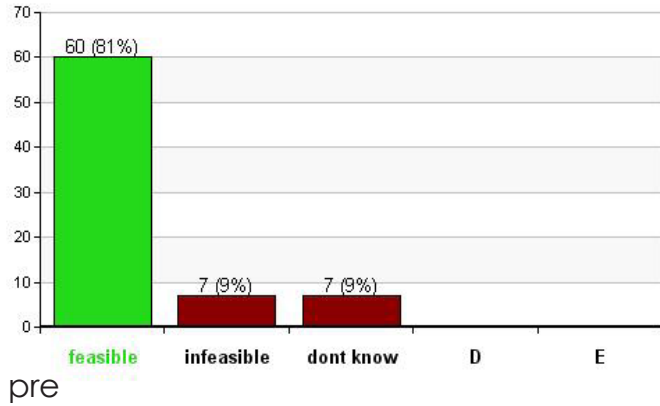


Question 4: Who contributed the largest dollar amount to reducing Detroit's debt? (n1=72, n2=68)

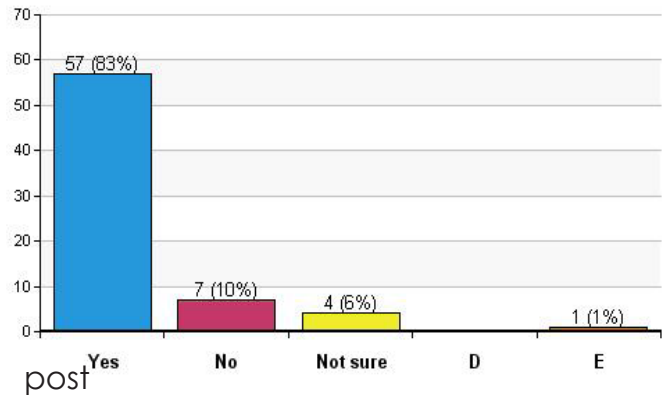
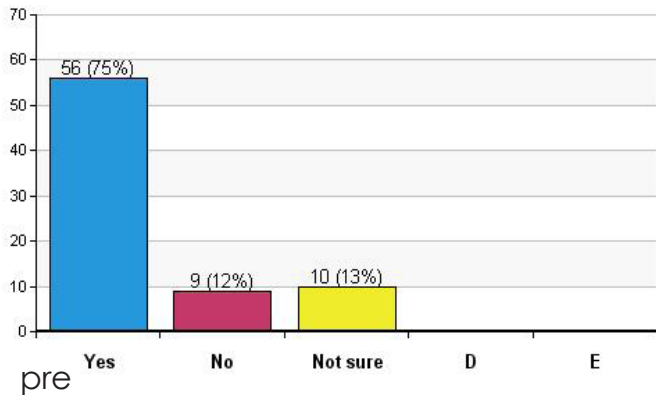


# Pre- and Post- Event Clicker Survey Responses

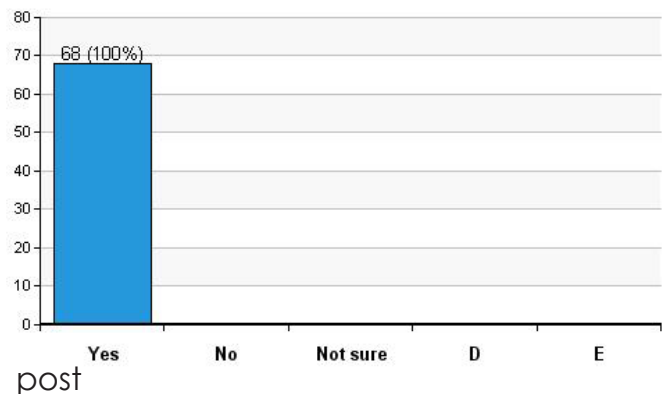
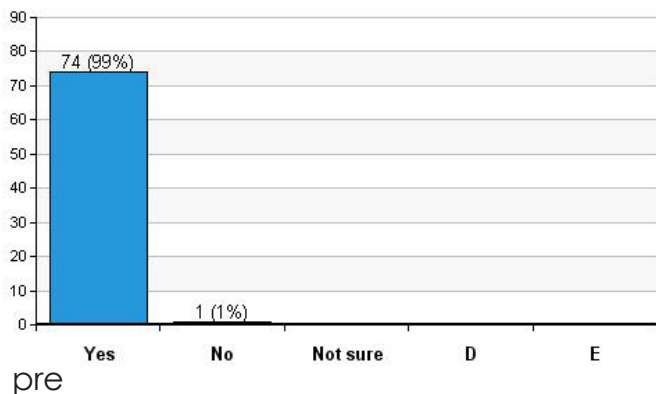
Question 5: The Judge's financial expert says that Detroit's plan to exit bankruptcy is...?  
(n1=74, n2=68)



Question 6: Do you believe the bankruptcy was necessary? (n1=75, n2=69)

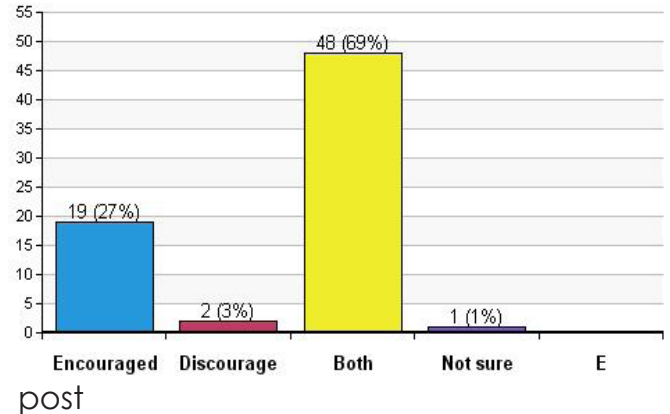
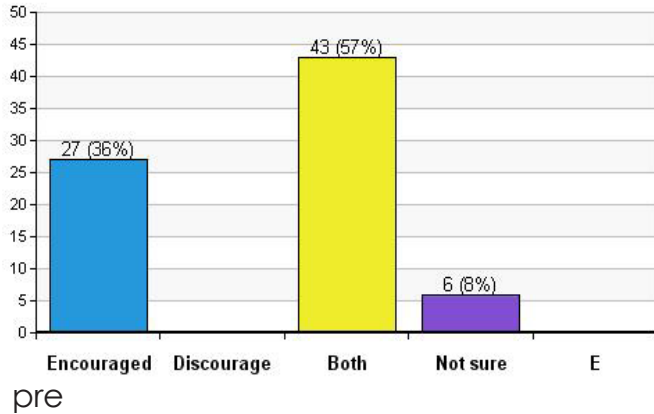


Question 7: Do you believe it's important to vote in primary elections? (n1=75, n2=68)

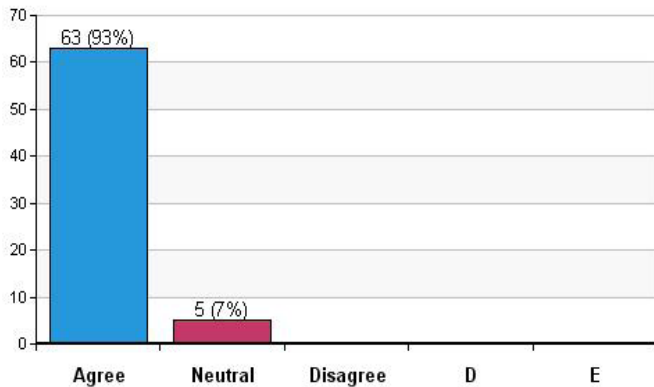


# Pre- and Post- Event Clicker Survey Responses

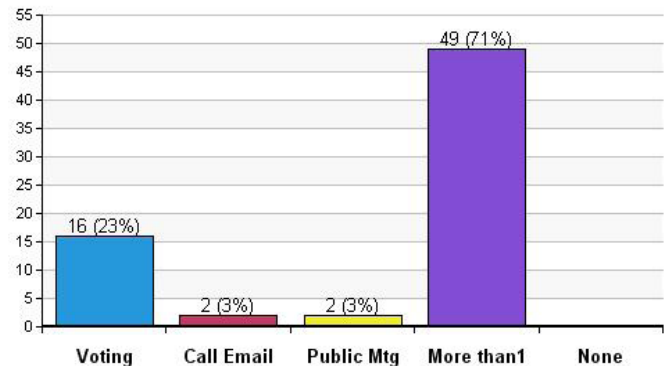
Question 8: How do you feel about Detroit's future as we come out of bankruptcy? (n1=76, n2=70)



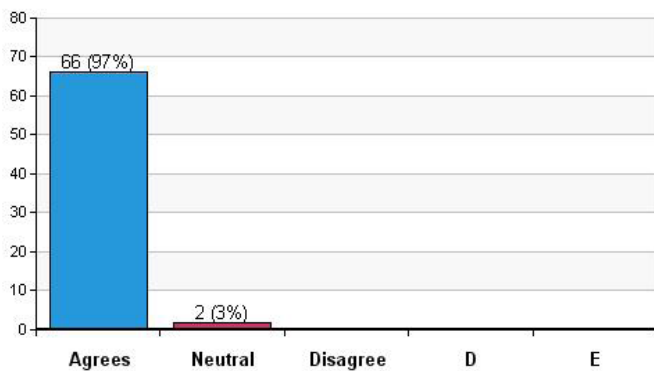
Question 10: The group exercise at my table helped me understand other people's points of view. (n=70)



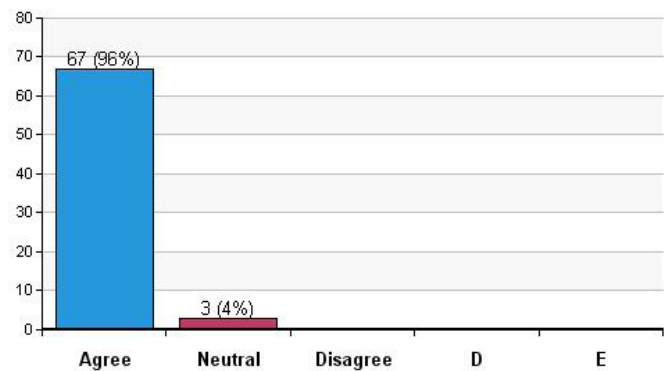
Question 11: I am willing to help keep decision-makers accountable for financial decisions by... (n=69)



Question 12: This event was worth my time. (n=68)



Question 13: I will share what I learned today with others. (n=70)



## Table Exercise Results: Report Card

MEASUREMENTS	VOTES
<b>Basic Services</b>	
Percentage of trash pickup on time	7
# of potholes in city streets	7
# of LED streetlights installed	7
# of street lights operating	24
# of complaints to Ombudsperson	4
Number of water main breaks	5
<b>City government capacity</b>	
# of new computers for city workers	1
Total # of city government workers	1
# of training classes for city workers	6
# elected/appointed officials arrested	4
<b>EMS</b>	
Avg EMS response time for all calls	25
Avg priority response time	6
Avg number of EMS ambulances in service	7
<b>Finance</b>	
Size of surplus or deficit	18
Timeliness, accuracy of the city's annual financial report (CAFR)	5
Dollar amount owed to City	4
Dollar amt of money owed by City	1
Unfunded retiree health insurance	4
Size of unfunded pension debt	1
City bond rating	18
<b>Fire</b>	
# of fires in residential structures	2
Avg fire response time	19
# of Fire Dept responses to alarms	6
<b>Health and recreation</b>	
# of free health clinics	7
# of parks & rec centers open	26
Infant mortality rate	12
# of visitors to the Detroit Zoo	0

MEASUREMENTS	VOTES
<b>Job attraction</b>	
Tax rates compared to other MI cities	3
Resident employment rate	22
# of conventions in the city	2
Poverty rate in the city	13
Population increase or decrease	9
Hotel occupancy rate	2
<b>Neighborhoods &amp; housing</b>	
Home vacancy rate	16
Miles of streets repaved	8
# of vacant, abandoned buildings	18
# of homes sold at market rate	7
# of homes in foreclosure	9
Tons of illegal dumping removed	11
Blighted homes removed	16
Vacant homes posted w legal notices	7
Nuisance suits filed on home owners	3
Vacant home renovation owner agreements to repair houses	3
<b>Police</b>	
Avg police response time	34
# criminal police cases closed	4
Violent crime rate	17
# uniformed police not on desk assn	5
Police budget	4
# police narcotics raids	5
<b>Public Transportation</b>	
# of buses on time & on schedule	36
# of DDOT passengers	2
<b>Other</b>	
Varied*	7

## Parking Lot responses

Home/auto Insurance Redlining	4
Regional transportation	2
Education/schools	2
Empty commercial buildings	1
Code enforcement	1
Abandoned cars	1
District Rep should have meetings	1

More buses	1
1 stop shop for permits	1
Noise abatement	1
Police patrolling neighborhoods	1
Dissolution of CDCs	1

## Pluses & Wishes

PLUSES	COUNT
Table discussion, interacting with other residents, group exercise, facilitators	36
Fun presentation, excellent skit, actors, presenters	24
Educational value, good information, data, handouts	16
Overall idea, interesting format, well-organized, "everything"	7
topic (measurements), dashboard, scorecard	7
Clickers, real-time responses, comparisons, participation	5
Food	3
Facility/location/time	2
Commitment to Detroit long term	1

WISHES	COUNT
Start later, end earlier, tighten up program, speed up report outs (1)	8
Want more info about city responsibilities, bankruptcy, insurance redlining, other topics	8
More engaging skit, presentation too fast/too much info	7
Clearer instructions for scorecard, repeat questions during report out	6
Speed up clicker, ask demographic questions, show poll results before & after	4
Involve elected officials	2
More advertising of event; use Twitter	2
Increase text size on slides	1
More District 3, more young people,	1 each
More audience participation	1
Put meeting materials online for easy sharing	1
Different food, room too cold	1

## Attendee characteristics

District 1	9	Facilitators	14
District 2	16	Presenters/staff	8
District 3	1	Participants	63
District 4	2	Total	85
District 5	8	Male	17 (27%)
District 6	7	Female	46 (73%)
District 7	4	Walk-ins	8
Don't know/ blank	40	RSVPs	159

<b>How did you hear about the event?</b>	<b>#</b>	<b># attend</b>
Mailed invite	45	18
Word of mouth	14	7
Email invite	10	3
Press Release	7	4
WSU Events Calendar	5	3
Event flyer	3	1
WDET	1	0
Multiple ways	3	2